



## BRIEF INFORMATION

### Module 70 LED Generation III

- Innovative LED technology in a compact design
- 30% more light than with Generation II with the same power consumption
- Modular line

## PRODUCT FEATURES

### Lighting technology:

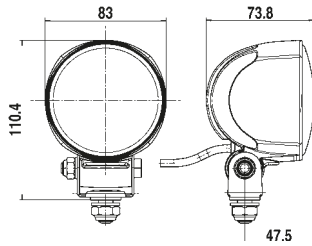
Four high-power LEDs provide the source of light for this work light. These LEDs are multi-volt compatible (12 and 24 V). Due to the low power consumption, the generation III LED module 70 is ideal for use on battery-operated vehicles or on vehicles whose alternator is already overloaded. The Generation III LED module 70 is completely resistant to shock, vibration and voltage fluctuations. This work light is absolutely maintenance-free once it is installed. The integral electronics protect the unit in the event of polarity reversal and guarantee constant brightness even if the operating voltage fluctuates between 9 and 33 V. At 5700 Kelvin, the light emitted from the LED work light is very similar to daylight, making colours easier to distinguish in the darkness than with the yellow light from halogen bulbs. Sensory perception is how the human eye perceives light, and since this light is perceived as being similar to daylight, it prevents rapid eye fatigue.

### Design:

The black housing for this work light is made of aluminium and features cooling fins. They provide the required heat dissipation from the four high-power LEDs.

Which is the only way to guarantee long LED service life. Its compact dimensions make the work light suitable for universal use.

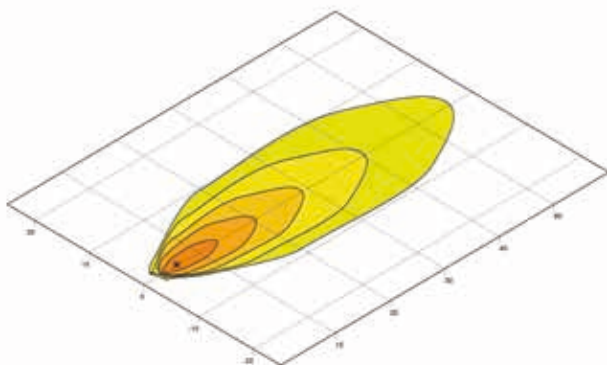
# PRODUCT OVERVIEW



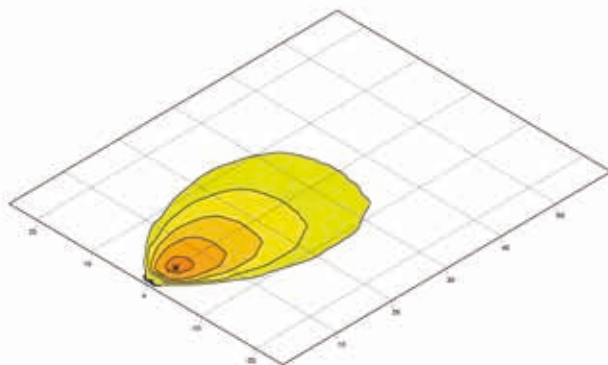
Technical data	
Operating voltage	9 – 33 V
Recommended angle of inclination	10° – 12°
Light source	4 high-power LEDs
Power consumption	13 W
Light output	800 lm
Colour temperature	5700 Kelvin
Protection class	IP 6K9K and IP X7
Type approval	E1
Housing	Aluminium, painted black
Light exit element	Ø 70 mm

1G0 996 276	-431	-451	-461	-487
Close-range illumination	x	x	x	
Extra-wide light distribution illumination				x
Installation	x			
Upright installation		x		x
Suspended installation			x	
Swivel base		x	x	x
2000 mm connector cable	x	x	x	
190 mm connector cable				x
German plug connector				x
Glass lens	x	x	x	x
Generation III	x	x	x	x
IP 6K9K/high-pressure-cleaner	x	x	x	x
IP 6K7/waterproof	x	x	x	x
Integrated electronics	x	x	x	x
Protected against overheating	x	x	x	x
Reverse-polarity protected	x	x	x	x

## LIGHT DISTRIBUTION



Close-range illumination



Extra-wide light distribution illumination

lux >= 0 1 2 4 8 16