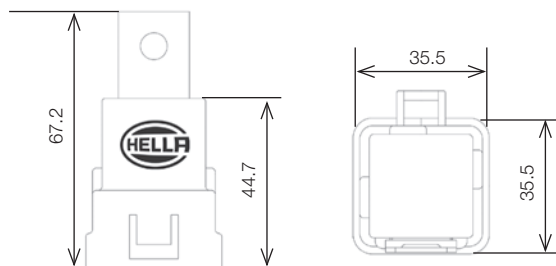


**Part No.**

**H41410081 - Single - Min Order Qty: 1**  
**931410087 - Bulk - Min Order Qty: 240**



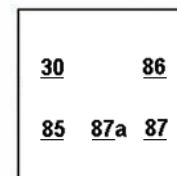
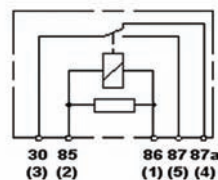
**Dimension Drawing**



**Mini 280 Relay**

- 12 Volt
- SPDT / Form C
- Resistor Coil Suppression
- 40 Amp Continuous
- Weatherproof Cover
- Mounting Bracket

**Diagram**



**Accessories**

- H84708001** RELAY CONN F/ 280 WEATHERPROOF TYPE W/ 12" LEADS, Qty: 1
- H84991101** TERMINAL 2.8MM x 0.8MM W/ CATCH, Qty: 50
- 172609007** TERMINAL 2.8MM x 0.8MM W/ CATCH, Qty: 5000

**Technical Data**

\*All measurements are in Millimeters.

<b>Nominal Voltage</b>	12V	<b>Operating / Releasing Time</b>	≤ 10 ms / ≤ 10 ms
<b>Rated Continuous Load</b>	N/O 40A   N/C 20A at 85°C	<b>Dielectric Strength</b>	≥ 900 VDC
<b>Ambient Temperature</b>	-40°C...+125°C	<b>Max. Inrush Load</b>	150A lamp / 166A motor
<b>Contact Form</b>	1 Form C / SPDT	<b>Resistive Load / Switching Cycles</b>	N/O 40A   N/C 20A, 100,000 cycles
<b>Contact Material</b>	AgSnO2	<b>Inductive load / Switching Cycles</b>	N/O 80A inrush / 33A steady , 300,000 cycles
<b>Operating / Drop out Voltage</b>	≤ 8.0V / ≥ 1.0V	<b>Lamp Load (capacitive) / Switching Cycles</b>	N/O 150A inrush / 30A steady , 300,000 cycles
<b>Max.Coil Voltage</b>	18V	<b>Vibration</b>	20 – 200 Hz, 50 m/s <sup>2</sup> , 6 h per axis
<b>Coil Resistance</b>	88 Ohm ± 10% (excluding suppression component)	<b>Mechanical Shock</b>	500 m/s <sup>2</sup> , 11 ms, period: 1 min, 1,000 times
<b>Suppression</b>	Resistor, 680 Ohm	<b>IP Rating</b>	IP54 DIN IEC 60 529
<b>Mechanical Cycles</b>	10,000,000	<b>Terminals</b>	85, 86: 2.8 x 0.82, CuZn 30, 87, 87A: 2.8 x 0.82, E-Cu / CuZN

**Notes**

**Cross Reference**

Tyco

VF28-65F14-S01