Technology with Vision

HERO

HELLA UNDERCOVER HIDEAWAY

HERO VEHICLE OVERVIEW

Update: Sept 2022

Including the new HERO Flex series

HERO Hideaway
Part number overview

HERO
HELLA UNDERCOVER HIDEAWAY

Version	Application	Part number	Strobe color	Indicator color	Technical information
HERO Lighthead white	Reverse light Stop/Tail/Turn signal (red lenses)	358118101 (HERO 1.0) 358118501 (HERO Flex)	Red / Blue / Amber / White	White	SAE J595 Class 2 **HERO 1.0** • 20 Flash pattern • 8 color combinations (R, B, A, W, RB, AW, RW, BW) **HERO Flex series** • Steady burn pattern • Color and pattern choice with external siren controller
HERO Lighthead amber	Turn and Park signal (clear and amber lenses)	358118111 (HERO 1.0) 358118511 (HERO Flex)	Red / Blue / Amber / White	Amber	
HERO Lighthead red	Stop/Tail/Turn signal (red and clear lenses)	358118121 (HERO 1.0) 358118521 (HERO Flex)	Red / Blue / Amber / White	Red	

⚠ Every HERO Lighthead has all 4 strobe colors integrated.



Accessories

Version/	Application	Part number	Design
Chevy headlight harness C1	Tahoe Front Turn 15' – 20' Silverado Front Park 17' – 20'	358118371	
Chevy headlight harness C2	Silverado Front Turn 19' – 20'	358118441	
Chevy headlight harness C3	Tahoe Front Turn 21' – 22'	358118471	
Chevy headlight harness C4	Silverado Front Turn 21' – 22'	358118481	

HERO Hideaway

Part number overview

HERO
HELLA UNDERCOVER HIDEAWAY

Version	Part number	Design
HERO Adapter A1	358118301	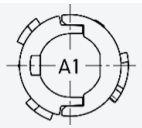
HERO Adapter A2	358118311	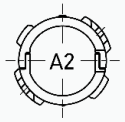
HERO Adapter A3	358118321	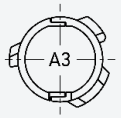
HERO Adapter A4	358118331	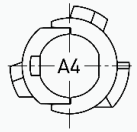
HERO Adapter A5	358118341	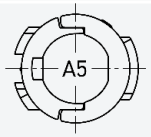
HERO Adapter A6	358118351	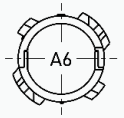
HERO Adapter A7	358118391	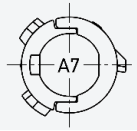

Version	Part number	Design
HERO Adapter A8	358118401	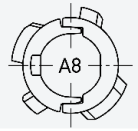
HERO Adapter A9	358118411	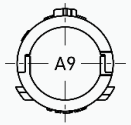
HERO Adapter A10	358118421	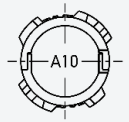
HERO Adapter A11	358118431	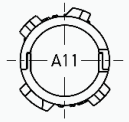
HERO Adapter A12	358118451	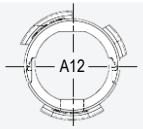
HERO Adapter A13	358118461	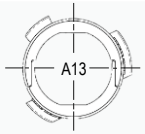

HERO Hideaway
Vehicle overview

HERO
HELLA UNDERCOVER HIDEAWAY

	Model	Year	Page
FORD	Explorer	2016 – 2019	6
	Explorer	2020 – 2022	7
	Police Interceptor Utility	2020 – 2022	8
	Expedition	2018 - 2021	9
	Expedition	2022	10
	F-150	2016 - 2018	11
	F-150	2019 - 2020	12
	F-150	2021	13
	F-150 XL	2022	14
	F-150 XLT	2022	15

	Model	Year	Page
FORD	F-250 / F-350	2017 - 2021	16
	Ranger XL	2020 -	17
	Transit 150 / 350 HD	2015 - 2022	18
	Crown Victoria	1997 - 2011	19
	Escape	2019 - 2022	20
CHEVY	Tahoe	2015 - 2020	21
	Tahoe	2021 - 2022	22
	Silverado 1500 / 2500HD / 3500HD	2017 – 2019	23
	Silverado 1500	2019 – 2020	24
	Silverado 1500	2020 – 2022	25

HERO Hideaway
Vehicle overview

HERO
HELLA UNDERCOVER HIDEAWAY

	Model	Year	Page
CHEVY	Silverado 2500HD / 3500HD	2022 -	26
	Colorado	2020	27
	Traverse	2019	28
	Equinox	2019	29
NISSAN	Pathfinder	2020	30
	Titan	2017 - 2019	31

	Model	Year	Page
GMC	Yukon	2007 - 2014	32
TOYOTA	Highlander	2022	33

HERO Vehicle Overview

Ford Explorer (2016 – 2019)

HERO Vehicle Overview

Ford Explorer (2020 – 2022)



HERO Vehicle Overview

Ford Police Interceptor Utility (2020 - 2022)

HERO Vehicle Overview

Ford Expedition (2018 - 2021)



HERO Vehicle Overview

Ford Expedition XL / XLT / XLT MAX（2022）

HERO Vehicle Overview

Ford F-150 (2016 - 2018)



3 Chamber version

2 Chamber version

HERO Vehicle Overview

Ford F-150 (2019 - 2020)



IMPORTANT:

These Ford F-150 trucks use different OE bulb sockets at the front turn chamber.
Before you place an order inspect your vehicle for the correct adapter. → A3 or A6 adapter

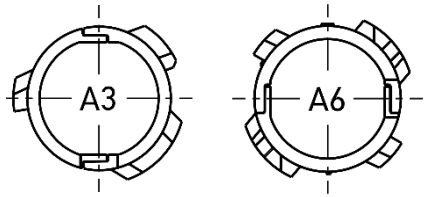

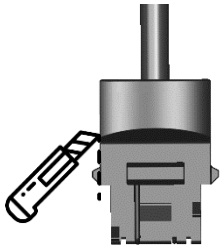

Information: In case you can't insert the HERO integration connector into the OE bulb sockets, cut off the tabs on the side. The connector will still grab the socket and will sit tight.

HERO Vehicle Overview

Ford F-150 SSV / XL /ST-X 4x4 (2021)



IMPORTANT:

The HERO install options shown above are only for the SSV, XL, ST-X 4x4 and the XLT Base model.

XLT Chrome/Sport: Front: Halogen Turn signal, Rear: LED Reverse light, Halogen S/T/T behind red lenses

Lariat, King Ranch, Platinum, Limited and Raptor: Front Turn: LED, Rear: all functions are LED

HERO Vehicle Overview

Ford F-150 XL (2022)

IMPORTANT:

Information: In case you can't insert the HERO integration connector into the OE bulb sockets, cut off the tabs on the side. The connector will still grab the socket and will sit tight.

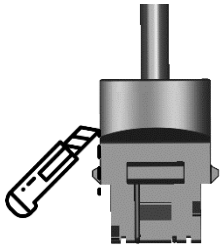

HERO Vehicle Overview

Ford F-150 XLT (2022)

IMPORTANT:

Information: In case you can't insert the HERO integration connector into the OE bulb sockets, cut off the tabs on the side. The connector will still grab the socket and will sit tight.

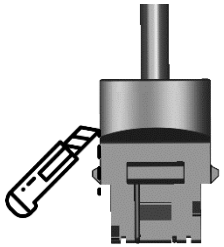

HERO Vehicle Overview

Ford F-250 / F-350 (2019 - 2021)



IMPORTANT:

Some of the older models of the Ford F-250 trucks use different OE bulb sockets at the front turn chamber. Before you place an order inspect your vehicle for the correct adapter. Some use the A5 adapter

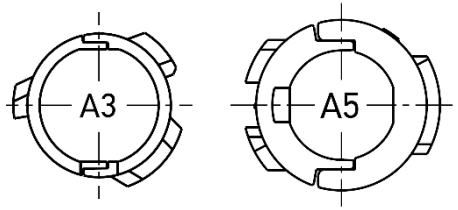

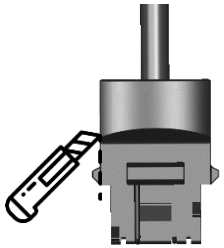

Information: In case you can't insert the HERO integration connector into the OE bulb sockets, cut off the tabs on the side. The connector will still grab the socket and will sit tight.

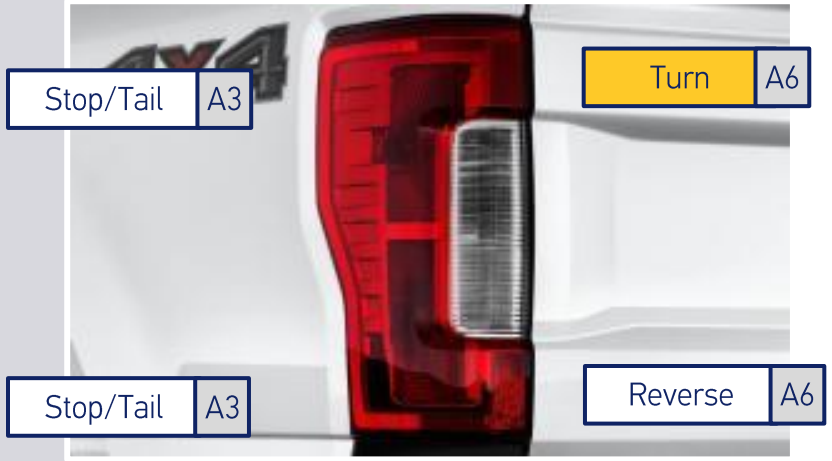

HERO Vehicle Overview

Ford Ranger XL (2020)



HERO Vehicle Overview

Ford Transit 150 / 350 HD (2015 - 2022)



HERO Vehicle Overview

Ford Crown Vic (1997 - 2011)

HERO Vehicle Overview

Ford Escape (2019 - 2022)

INFORMATION:

To insert HERO in the front turn chamber of the 2020 Ford Escape headlight, you need to use adapter A6. You might have to slightly trim one tab on the headlight hole, to insert HERO properly.

Please note: This will not affect the headlight when returning it to the OE incandescent bulb.

The space behind the headlight is limited which makes the angle to insert the HERO very tight. Insert the HERO very cautious, to avoid ripping off the side LEDs on the Lighthead.

HERO Vehicle Overview

Chevy Tahoe (2015 - 2020)

Indicator: Turn Signal

Strobe light: Red/Blue

HELLA's recommendation:

Use the Chevy adapter harness (PN: 358118371) for a smooth and clean HERO install in the Front Turn Signal. This harness works as a connecting link between the 8-pin OE plug on the headlight and the vehicle OE harness. It has a bulb socket attached, that gets the current for the turn signal (+/-) directly from the car.

→ HERO gets the OE signal without cutting wires or damage of OE components.

More information about this adapter harness on our website: www.hellahero.com

HERO Vehicle Overview

Chevy Tahoe/Suburban (2021 - 2022)

HELLA's recommendation:

The PPV Police Edition comes with Incandescent bulbs for the front turn signal.
This requires our Chevy headlight adapter harness (PN: 358118471) for a smooth and clean HERO install.
This harness works as a connecting link between the 8-pin OE plug on the headlight and the vehicle OE harness. It has a bulb socket attached, that gets the current for the turn signal (+/-) directly from the car.

→ HERO gets the OE signal without cutting wires or damage of OE components.
More information about this adapter harness on our website: www.hellahero.com

HERO Vehicle Overview

Chevy Silverado 1500/2500/3500 (2017 - 2019)



HELLA's recommendation:

Use the Chevy adapter harness (PN: 358118371) for a smooth and clean HERO install in the Front Turn Signal. This harness works as a connecting link between the 8-pin OE plug on the headlight and the vehicle OE harness. It has a bulb socket attached, that gets the current for the turn signal (+/-) directly from the car.

→ HERO gets the OE signal without cutting wires or damage of OE components.

More information about this adapter harness on our website: www.hellahero.com

HERO Vehicle Overview

Chevy Silverado 1500 (2019 - 2020)





IMPORTANT:

The new Chevy Silverado has 2 amber positions in the front.

- Top chamber: Park
- Bottom chamber: Park & Turn

You can use HERO in only one of the two chambers, because it is required to use one of the Chevy adapter harnesses (for Park: 358118371 / for Turn: 358118441) for the install.
More information about those on our website: www.hellahero.com

HERO Vehicle Overview

Chevy Silverado 1500 (2020 - 2022)

HELLA's recommendation:

Use the Chevy adapter harness (PN: 358118441 & 358118481 for 21'-22') for a smooth and clean HERO install in the Front Turn Signal. This harness works as a connecting link between the 8-pin OE plug on the headlight and the vehicle OE harness. It has a bulb socket attached, that gets the current for the turn signal (+/-) directly from the car.

→ HERO gets the OE signal without cutting wires or damage of OE components.

⚠ **HEROs in the rear S/T/T light will lead to fast flashing bulbs.** (under investigation)

More information about this adapter harness on our website: www.hellahero.com

HERO Vehicle Overview

Chevy Silverado 2500HD / 3500HD (2022)

HELLA's recommendation:

Use the Chevy adapter harness (PN: 358118481 for 22') for a smooth and clean HERO install in the Front Turn Signal. This harness works as a connecting link between the 8-pin OE plug on the headlight and the vehicle OE harness. It has a bulb socket attached, that gets the current for the turn signal (+/-) directly from the car.

→ HERO gets the OE signal without cutting wires or damage of OE components.

⚠ **HEROs in the rear S/T/T light will lead to fast flashing bulbs.** (under investigation)

More information about this adapter harness on our website: www.hellahero.com

HERO Vehicle Overview

Chevy Colorado (2020 - ...)



INFORMATION:

To insert HERO in the front turn chamber, the water container has to be removed, to access the headlight bulb insert hole.
The space behind the headlight is limited which makes the angle to insert the HERO very tight. Insert the HERO very cautious, to avoid ripping off the side LEDs on the Lighthead.

HERO Vehicle Overview

Chevy Traverse (2019 - 2021)

HERO Vehicle Overview

Chevy Equinox （2019）



HERO Vehicle Overview

Nissan Pathfinder (2020)

HERO Vehicle Overview

Nissan Titan (2017 – 2019)

HERO Vehicle Overview

GMC YUKON (2007 - 2014)

HERO Vehicle Overview

TOYOTA Highlander (2022)